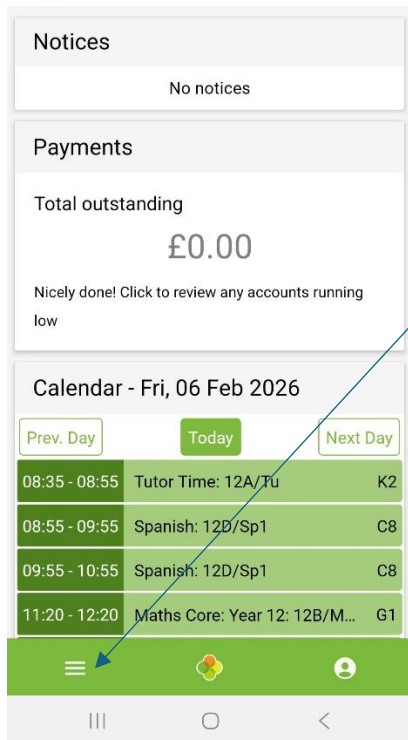



How to download your child's **Attendance Certificate** in the Arbor Parent Portal

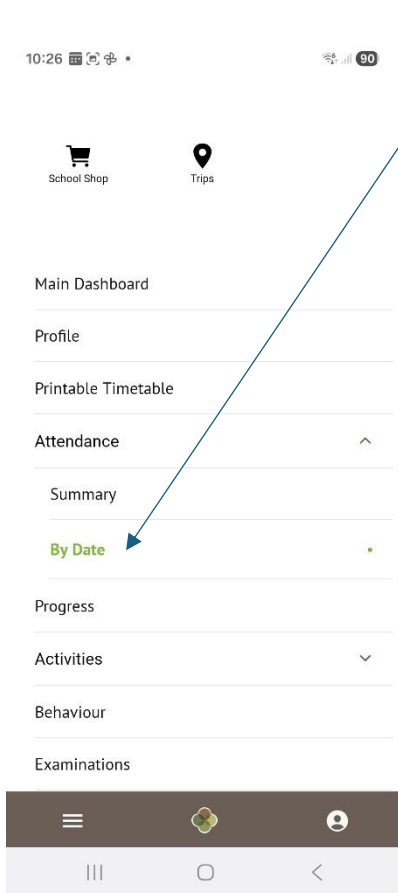
1. Go to your home screen and click the menu (three lines) icon at the bottom left of your screen



2. Scroll down



3. Until you see Attendance and click **By Date**



4. Scroll down right to the bottom of all the dates and click the green **Attendance Certificate** bar at the bottom

