

RAINHAM MARK GRAMMAR SCHOOL 2026





Table Of Content



- 3** Welcome Message
- 4** School Information
- 5** Meet the Year 7 Team
- 6** School Fund
- 7** School Uniform and Equipment
- 8** Mobile Phones/Smart Watches
- 9** Travelling to School
- 10** EduLink
- 11** PE and Music
- 12** House System
- 13** Reports and Parents Evenings
- 14** Lost Property
- 15** Check List

Welcome Message



Welcome to Rainham Mark! As a new member of our school community, we're excited to have you join us.

At Rainham Mark, we are proud of our Core Values – represented by the acronym **ARCH** – which shape the way we learn, grow, and support one another every day. As you begin your journey with us, we want to share what we expect from all our students as part of the Rainham Mark family:

- **Aspirational – Aspire** to be the best version of yourself. Set high goals and work hard to achieve them – not just for your own success, but to help inspire others around you.
- Always show **Respect** – for yourself, for others, and for the environment we share.
- Be **Curious** – ask questions, get involved, and make the most of everything the school has to offer, from lessons to clubs, trips, and wider opportunities.
- Be **Happy** to be here. School can be challenging at times, but we want you to feel proud to be part of this community and confident that you'll be supported every step of the way.

We're looking forward to seeing all that you will achieve, and we're here to support you throughout your journey.

VISION “

At Rainham Mark Grammar School, our vision is to nurture aspirational young people who are curious and respectful of the world around them and have the courage to pursue happiness. Our values-led approach to education will enable RMGS students to become responsible citizens with a social conscience able to make positive contributions to their local and global communities.





School Information

School Details

Address: Rainham Mark
Grammar School Pump Lane,
Rainham, Kent, ME8 7AJ

Telephone No : 01634 364 151

Email: rmgs-office@rmet.org

Timings of the School Day

Time	Event
8:35am	Morning registration
8:40am - 8:55am	Assembly or tutor time
8:55am - 9:55am	Lesson 1
9:55am - 10:55am	Lesson 2
10:55am - 11:20am	Break
11:20am - 12:20pm	Lesson 3
12:20pm - 13:20pm	Lesson 4
13:20pm - 14:05pm	Lunchtime
14:05pm - 15:05pm	Lesson 5
	After school clubs

Term Dates 2026 – 2027

Term Dates September 2026 - July 2027

Term 1

1st September – 16th October.

*1st September is an INSET day

Term 2

2nd November – 18th December - students leave at 13.20.

Term 3

4th January – 12th February. 4th January is an INSET day.

Term 4

22nd February – 25th March

Term 5

12th April – 28th May

Term 6

7th June –* 23rd July - students leave at 13.20.

22nd and 23rd July are staff INSET days - students are not in school.

Meet the Team

Mrs Robbins Assistant Head Teacher in charge of KS3 Welcome to Rainham Mark Grammar School! We're thrilled to have you join our vibrant and ambitious community. I love working here because it's a place where students are eager to learn, staff are incredibly supportive, and there's a real sense of pride in everything we do. It's more than just a school—it's a place where everyone is encouraged to grow, achieve, and thrive.

Mr Coker - Head of Year 7. I am delighted to be your child's Head of Year and to support them through this important stage of their school journey. The transition from primary to secondary school is an exciting time, full of new opportunities and experiences. My role is to help guide students as they settle in, make positive choices, build confidence and develop the skills they need to thrive. It is a privilege to watch young people grow, form new friendships and reach their potential, and I look forward to supporting your child throughout their time at RMGS.

Mrs Buckland - Year 7 Pastoral Support Assistant. "Welcome to Rainham Mark Grammar School. We are looking forward to getting to know you all when you join us in September. I am delighted to be your Pastoral Support Assistant. Having recently said goodbye to our Year 11 students as they completed their journey with us, I am excited to welcome you as you begin your own. Over the coming years, you will grow into resilient, confident young adults, and I look forward to supporting you every step of the way. Starting secondary school is an exciting new chapter, and it is completely normal to feel a mixture of excitement and nerves. Please don't worry – you will settle in quickly, make new friends, and become part of our school community. Every member of staff is here to support, encourage, and guide you throughout your journey. We can't wait to meet you and welcome you to Rainham Mark Grammar School."



Form Tutors and Houses

My Child's	Form Tutor	House
7		

Induction Day ▼ & First Day

Induction Day Thursday 2nd July

Arrive to school: 8:45am come in via the top gates (parents are not permitted to come in the gate)

Collect from school: 2:50pm we will release the students as we will in September. Please arrange a place to meet them or it is the perfect opportunity for them to practice making their own way home

Equipment: Pencil case, black or blue pen, pencil, ruler and coloured pencils.

Mobile phones - are to be placed in the students bag and they must be on silent or turned off.

Clothing: Primary School Uniform

Lunch: This will be provided by the school, along with a snack at breaktime . If your child would rather, they are welcome to bring in a packed lunch

First Day Wednesday 2nd September

- **Arrive to school:** 8:35am (it will only be Yr7 and Yr12's in school)
- **Clothing:** Rinaham Mark Grammar School Uniform
- **PE Kit:** Will not be needed on the first day (once the pupils have their timetable they will be expected to bring in their PE kit for their first PE lesson)
- **Equipment:** Everything on the equipment list that is in the booklet and a water bottle
- **Lunch:** Money on Arbor for school lunch or pack lunch (pupils will be given their cards during form time)
- **Finish:** 3:05pm students to leave P5 and make their own way home (teachers will be on hand to help).

Attendance &

Absence

Excellent attendance; brilliant success

Rainham Mark Grammar School is committed to ensuring all children achieve their full academic potential and believe that full attendance means great learning.

We know attendance at school has a direct correlation to motivation, well-being and self-esteem. Absence will only be authorised in line with our [Attendance Policy](#).

The school's expectation for pupil's attendance is at least 96%. We will monitor your child's attendance and keep you informed of both excellent attendance and when it falls below expectations; for the latter, we may request medical evidence for absences and may invite you into an attendance clinic to explore strategies to improve your child's attendance. We want to work together at all stages to ensure your child accesses the education they are entitled to.

Requests to book time off from school for family holidays will not be authorised. Some absences may be authorised in exceptional circumstances in line with DfE guidance.

Research shows regular attendance at school develops positive routines and habits that are essential life skills; it also shows the correlation between regular school attendance and student outcomes. Please review the chart below that outlines the impact of attendance and the number of lessons missed.

Attendance	Days	Lessons	% of students achieving 5+ GCSE's 95-9 (Including Maths and English)
100%	0	0	82.0%
95%	9.5	48	71.5%
90%	19	95	56.8%
85%	28.5	143	41.0%
80%	38	190	28.9%
75%	47.5	238	23.1%

Illness and Absence

It is a legal requirement for parents to inform the school when their child is absent to enable us to ensure the safety of each young person in our care. Should your child be absent, please report via Arbor before 8:30am on each day of absence.

Go here for information on using Arbor <https://www.rainhammark.com/search/default.asp?pid=0>

School Fund



Rainham Mark Grammar School is well known for its history of providing a wide range of events that enhance the curriculum such as ANVIL, Rock n Roll, Charity Week, Champions' Day, KS3, KS4 and KS5 celebration events and the Christmas Concert to name a few. These form key memories students take with them throughout their RMGS journey and beyond and form part of what we like to call the RMGS spirit.

While your child is at RMGS, they will have the opportunity to participate in a wide range of activities, clubs, trips, and social events. These form an important part of the wider curriculum offered by the school. Over the last year the School Fund has contributed to the Key Stage celebration events, Champions' Day and the school productions. These activities are not funded by public money and, although staff give generously of their time, without your annual contributions many of these events could not take place.



We are therefore incredibly grateful for the support of parents and carers in helping us to enrich the experience of students by supporting the fund. If you are not already paying by standing order and would like to contribute to the School Fund it is now possible to make an annual contribution of up to £30 via ParentPay.

If you would prefer to pay via standing order or a bank transfer the account details are as follows:

RMET

Account number: 03494543

Sort code: 20 -19 -19

We would be grateful if you would read and, if appropriate, sign and return the attached Gift Aid declaration. This will enable the school to reclaim an extra 25p for every £1.00 you have donated; the school will make the necessary claim and deal with any other administration.

We do hope that you will support the school in its efforts to provide a rich and stimulating range of activities for students.

We thank you very much in advance for your contribution.
It is appreciated and valued.



School Uniform

- Black blazer with school badge and tutor group flash (flash is provided by the school)
- Black school trousers (no skinny fit), white shirt (long or short-sleeved but no polo shirts) with official clip-on tie/House colours tie (if awarded)

OR

- Grey, knee-length, branded kilt with white shirt and tie
- Black or dark grey socks with trousers; black or dark grey ankle or knee-high socks or plain black opaque tights with a skirt
- Black leather/leather-look shoes with a flat, defined heel. No branding. No boots, sandals, trainers or plimsolls .
- Lanyard in the correct colour for Year Group (issued by school)
- Optional RMGS V-necked jumper (grey for Years 7-9, black for Years 10 and 11). No sweatshirts, designer label pullovers, or hoodies. Jumpers must not be worn in place of a blazer.




Coats and Bags

- Coats can be any colour
- School bags need to be large enough to carry a number of A4 size folders and textbooks
- No handbags and should not be a drawstring bag unless used for PE kit

The following are permitted:

- One small ear stud in each ear (no rings, hoops or spacers)
- One small nose stud (no rings, hoops, circular barbells, nose bones, captive bead rings)
- An analogue watch (no smart watches except for sanctioned medical use)
- Religious headwear in keeping with school colours
- Religious jewellery (one item as agreed with the school)
- Natural coloured hair worn appropriately for school activities
- Natural nails of an appropriate length for school activities (no acrylics/fakes/gels)
- Natural eyelashes
- No make-up



Mobile Phones

At the end of the last academic year we introduced the use of Yondr pouches for mobile phones during the school day. This decision was carefully considered and was grounded by a growing body of research which has highlighted the impact of mobile phone use on children and young people. Studies have shown that excessive mobile phone use can negatively affect concentration, academic performance, sleep patterns, and mental wellbeing. In addition, access to phones during the school day can reduce meaningful social interaction and contribute to distractions in lessons.

We are pleased to confirm that, during this academic year, the school will provide your child with a Yondr pouch.

Start of the School Day:

- Before students walk into school, they will need to turn off their phone.
- They then use one of the 14 magnets on the school site to open their pouch
- Their phone is then placed into their pouch as they enter the school grounds
- Top of the pouch is closed - Green button is pushed in to secure.
- Pouch is placed in their bag

End of the School Day:

- The pouch is tapped on the unlocking base on the side with the green circular ring.
- As the pouch is tapped the button should be pushed to release the lock.
- Phone is retrieved and the pouch is closed back up and put into their bag ready for the next day

If your child does **not have a phone or is not planning to bring their phone to school**, please email the office on that day and let them know.

If your child **forgets their phone/you confiscate** it please email the school office to inform them.

Valuables

Students should not bring expensive items or large sums of money to school. If this is unavoidable on a particular occasion, your child should give the valuables to the school office staff for safekeeping. Mobile phones are permitted in school but as soon as your child enters the school gates, they must be in pockets and on silent; they must not be used at any point across the school day unless direct permission has been granted by a member of staff. All valuables should be kept on your child at all times and should not be left in bags or in the pockets of coats left on the racks. Please note that the school does not take any responsibility for loss or damage to mobile phones.



Equipment List

- A Pencil Case will be given to all students in their house colour.
- Black pen using a cartridge pen or biro.
- Pencil and a rubber (including a 4B pencil)
- Geometry set
- A long (30cm) ruler.
- Scientific Calculator - we recommend a Cassio FX-991CW. We can sell the calculator at a discount via ParentPay
- Coloured pencils and pens
- A glue stick
- Rounded scissors.
- A green biro .
- Optional - post-it notes/highlighters.

Lost Property

If a student finds any lost property, they should hand it in to the Site office or Premises Manager without delay. Unfortunately, on occasion, property goes missing in school. The most common items are coats and bags. In the vast majority of cases, the item has not gone anywhere. The owner has forgotten where they left it. Careful thought will often lead your child to the missing item.

If your child still cannot find the item, they need to check nearby; often a coat or bag will be moved by someone searching for their own missing item, or by someone mistaking your child's property for their own. For this reason, your child needs to check the quad and all the other areas of the school. The best time to do this is after school because most property has been taken home by then and it is easy for your child to see if their property is one of the few items remaining.

90% of missing property turns up within two days. 5% turns up within a week. Sometimes, for a variety of reasons, property takes longer to reappear. This is why your child must check the locations again after a day or two and why they must see the Premises Manager and check lost property more than once. If property is named the chances of it coming back to your child are extremely high. Make sure that all your child's property has been named. Property that is named almost always turns up eventually.

If your child's property has not re-surfaced after two days, your child should write a clear and full description of the lost item, including when and where they last saw it and then give this to their Form Tutor and the description of the item can be circulated in registers. **Therefore, it is important that all property must be named.**



Travelling to School

Cycling

Students may cycle to school; we would recommend that the child has a Cycling Proficiency Certificate, although this is not a requirement. We advise our students to wear a helmet for their own safety and have suitable lights when necessary. The school provides a lockable storage facility, but cannot guarantee security, therefore each student should supply their own bike lock and ensure that the lock is always used and we suggest the bike is insured. Students should dismount once inside the school grounds.

Arrival and Collection by Car – Road Safety

Pump Lane is congested. It helps if your passenger alights well away from the main gate and please do not use the gate for turning. In winter the mixture of children, bicycles, motor bikes, cars and parents/carers are noticeable at 8.30 am and 3.20 pm: the narrow driveway of the school is easily blocked. Do not drop off your child inside the school grounds; however, if in either pre-arranged or exceptional circumstances you need to drive into school please use the one-way system – in by the top gate and out by the lower gate.

Lunch & Break

Students may use our cafeteria system and food outlets serving a choice of hot and cold food or can bring a packed lunch.

Students are not allowed in classrooms during the lunchtime, but can eat food in our dining hall or outside in the picnic areas. As a large school, we have a number of students who suffer from allergic reactions to some food products, hence we insist that food is not eaten in form rooms.

The school runs a cashless catering system. All students are issued with a unique tap and pay card which needs to be 'loaded' with funds. Money can be added to their account via ParentPay. The funds on the card can only be used for purchases at food outlets in school and not for equipment or trips.

A daily 'spend limit' of £7.50 is programmed into the system. Students eligible for free school meals will have the value added to their account each day £1.75 for breakfast and £2.75 lunch/break and any unspent value will not be transferred to the next meal or day. Students on free school meals can make additional purchases if funds are added to their account.



Arbor

Arbor is a parental communication tool used by schools to facilitate communication between parents, staff, and students. It provides a centralised platform for accessing school information, sending messages, and engaging with the school community. Arbor helps schools improve communication by providing a single source for information, reducing paperwork, and streamlining communication processes. Please see our website should you need guidance on how to access Arbor

<https://www.rainhammark.com/search/default.asp?pid=0>

How Arbor is used at Rainham Mark Grammar School;

Accessing School Information:

- Parents can view their child's timetable, attendance records, behaviour records, achievements, and reports through the Arbor platform.

Two-Way Messaging:

- Arbor allows parents and school staff to send and receive messages directly through the platform, facilitating quick and efficient communication.

School Communications:

- Arbor can be used to send out important school announcements, such as school closures, trip details, or changes to the schedule, ensuring parents are kept informed.

Parental Engagement:

- Arbor encourages parental involvement in their child's education by providing access to real-time information and fostering a sense of partnership between home and school.



Homework and Teams

Microsoft Teams at RMGS

At RMGS, Microsoft Teams is an important part of how students access learning both in school and at home. Every student has a school Microsoft account, which gives them access to Teams and other Microsoft 365 applications.

Logging In – Students will be shown how to log using their school email address and password during their first ICT lesson.

Homework– Some homework resources will be put on teams, but homework itself will be set on Arbor.

Learning Resources – Teachers use Teams to share a wide range of learning materials, including:

- Lesson resources and presentations
- Worksheets and supporting materials
- Revision resources
- Additional reading and extension activities

SharePoint

Behind each Team is a SharePoint site, which acts as a central storage area for resources. Through SharePoint, students can access:

- Subject resources
- Revision guidance
- Knowledge organisers
- Past materials and supporting documents
- Department information

This ensures that important learning materials are available whenever students need them. and to encourage independent learning.

PE and Sports Events

The PE staff appreciate that occasionally a student may be well enough for school but not for vigorous exercise. A note will cover such a situation. Where a student is to be excluded from PE permanently, a medical certificate may be required. If your child is excused from PE they **are still expected to bring in their kit and get changed where possible**. This enables them to remain involved in the lesson taking on an alternative non-practical role.



Sports Fixture and Extracurricular Clubs

The PE department runs an extensive programme of extracurricular activities and clubs throughout the year. These are communicated to parents through a programme call SOCS using this link

<https://sports.rainhammark.com>.

Please see your child's planner for more details.



PE Kit

PE Kit – all students will need the following:

- Red T-shirt with RMGS logo
- Plain black shorts (mid-thigh or longer, but no cycling shorts)/leggings/tracksuit bottoms/skort
- White short socks
- Plain black football socks
- Shin pads
- Trainers (non-marking soles)
- PE bag



Optional PE items

- Plain black thermal base layer
- Red ¾ zip jumper with RMGS logo or red hoodie with RMGS logo
- Shin pads & football boots (we would highly recommend purchasing these)
- A towel

Music & Music Lessons

A wide range of opportunities and experiences are offered at RMGS, through activities both in and out of the classroom. In Key Stage 3 students study Music and experience a wide range of topics, ranging from pop music, classical music, and film music through to world music and the use of music technology. Students learn the basics of music theory through practical work and academic application. Students have the opportunity to play many different musical instruments in lesson time, including classroom percussion, recorders, keyboards, ukuleles, and guitars. They will need a descant recorder (Aulos or Yamaha are good quality makes), but not an expensive one.



The school has a wide range of extra-curricular activities and ensembles to complement the music taught in the classroom and in peripatetic instrumental lessons. Many extra-curricular activities are offered, including Big Band, Wind Band, Brass Group, Guitar Club, Jam Club and vocal groups. Ensembles are offered to reflect the needs and interests of the students. Peripatetic instrumental lessons are taught by visiting private instrumental teachers, with students receiving one lesson a week during the bulk of term time. Students are able to choose from a wide variety of instruments.

Practice rooms are available for booking at lunchtime, giving the opportunity for private practice or work in small groups.

Students can participate in major school concerts throughout the year, and all students in Year 7 perform as a massed choir in the Christmas concert. School concerts feature students as soloists and ensemble members performing in a wide variety of styles.

Every two years the Music and Drama departments collaborate on a whole school musical.



House System



House System

Your son/daughter should now know which house they are a part of. The House system is integral to everything we do at RMGS. We believe an effective house system will bring the following benefits:

- Helps to include students immediately upon joining Rainham Mark Grammar School into the whole school community;
- Builds on the sense of community and provide a vehicle for positive role models;
- Provides more opportunities for our students to take responsibility and develop leadership skills;
- Provides the opportunity for student leadership within our House system.



The House system runs alongside the form structure and consists of eight Houses. All rewards and consequences contribute positive and negative points that feed into the different House competitions. Within the RMGS House system there is a number of sub competitions throughout the year.

Rewards

At school, students are recognised for their achievements through a variety of rewards. These include reward points for good behaviour and effort, main subject awards for excellence in key areas, and certificates to celebrate accomplishments. Students may also receive positive phone calls or postcards sent home to share their success with families. Additionally, standout performers can be named subject champions, highlighting their dedication and skill.



Reports and Parents Evenings

In Year 7 parents will receive three reports on student progress throughout the year. Report one will include a level for your child's attitude to learning and homework. Reports 2&3 will also include a current working grade. Please feel free to contact the school at any time if you are concerned. Reports will be sent to you via EduLink.

In Term 6, students will have an assessment week designed to introduce them to the experience of revising for multiple exams and taking several exams in close succession. This will help them develop important skills in consolidating information and applying their knowledge to exam-style questions. The assessment week will be a gentle introduction, with plenty of support from teachers and guidance on what to revise and how to approach their revision effectively. These skills will continue to be built and developed as they progress through the school and prepare for their GCSEs. It's a valuable learning experience to set them up for future success.

Parent & Carers / Teacher Consultation Meetings

During the first term you will be invited to spend a morning with your child for their first two lessons. This is followed by coffee and a chance to chat with the Head of Year. This meeting always proves very useful.

In term two there will be an opportunity to meet with your child's Form Tutor to discuss how your child is settling in.

Later in the school year, there is a parents & carer/ teacher consultation meeting when Year 7 teachers are available to discuss your child's academic progress.

If you have any worries or concerns regarding your child's progress please do not hesitate to contact their subject teacher via EduLink.

